


# Automatan

BY INSPIRE AUTOMATION



## MODEL EM LITHO-LABELER

The Automatan Model EM Litho-Labeler has been designed and configured as a versatile machine to be used in a variety of applications. Now, the Model EM offers advanced applications for digital and web labeling with the Web Label Module. The Model EM utilizes electrostatic method for glue application for fast, easy set ups in labeling over a wide range of board and label sizes. This patented process of applying glue eliminates glue voids and excessive glue, resulting in uniform glue coverage without the need for mat material. Patent No: US 6,808,593 B2

### Features and Benefits

- High productivity with precise registration and low waste adds up to real value.
- Wide board and label size range for maximum versatility to fit your needs.
- Proven Servo Drive Technology for high reliability with low maintenance.
- Single Source Drive Controller simplifies the electrical system design.
- Display panel provides the operator with easy-to-use menus and screens for fingertip control of the laminating process.



### LITHO-SHEET PRE-LOAD

The Model EM moveable air-deck allows for rapid change-over. Litho-sheet pile is air floated and moves with minimal fingertip pressure.



### BOARD FEEDER

The Model EM uses lead edge vacuum feed. Independent servo driven vacuum belts ensure accurate and consistent substrate feeding.



### TRAIL-EDGE LITHO FEEDER

Independent suction valves operate on one feed head providing fast set-up times and consistent feeding of litho-sheets.

# MODEL EM LITHO-LABELER

## SPECIFICATIONS

FORMAT SIZES	LABEL	BOARD	SPEED
Minimum	8" x 6" (200mm x 150mm)	20" x 16" (500mm x 400mm)	
Maximum	39" x 65" (990mm x 1650mm)	40" x 80" (1070mm x 2030mm)	3,000/hr
With Skip Feed	82" x 65" (2080mm x 1650mm)	85.5" x 80" (2170mm x 2030mm)	1,500/hr
With Double Skip Feed	82" x 65" (2080mm x 1650mm)	131" x 80" (3325mm x 2030mm)	1,000/hr
Thickness	.003" (.075mm) to .010" (**)(0254mm) **Standard - up to 024" with option	.024" (1.5mm) to .750" (20mm)	

MACHINE WEIGHT	POWER REQUIREMENTS	AIR REQUIREMENTS
24,000 lbs (10,900 kg)	US: 480V/ 60HZ/ 60A/ 3PH + GND EU: 400V/ 50HZ/ 60A/ 3PH + GND	90 PSI, 30 SCFM

## FEATURES

### STANDARD FEATURES

- 82" x 80" standard downstacker, non-stop & powered outfeed conveyors
- Litho feed up to .024"
- Touch screen control panel
- Vacuum & band roll system
- Board feeder
- Litho sheet preload system
- Lead edge litho feeder

### OPTIONS

- 120" x 80" extended format downstacker non-stop & powered outfeed conveyors
- Dual label / board / stack option
- Air knife option



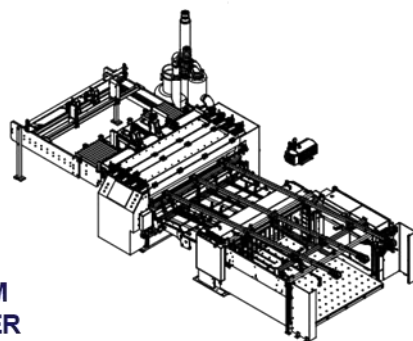
### TOUCH SCREEN CONTROL PANEL

Operator friendly touch screen control panel. Technical support and program updates via internet connection.

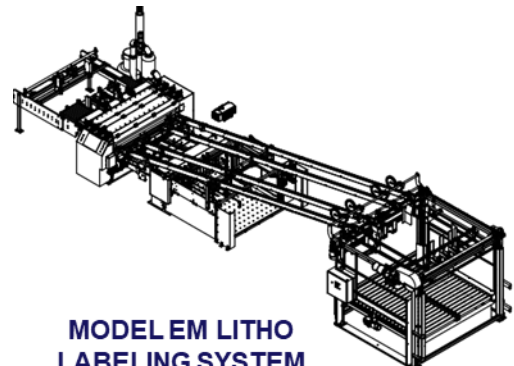


### VACUUM & BAND ROLL

Proven Automatan vacuum cylinder and glue band roll allow for accurate label transfer without glue lines or glue build up.



**MODEL EM LITHO LABELING SYSTEM WITHOUT A STACKER**



**MODEL EM LITHO LABELING SYSTEM**